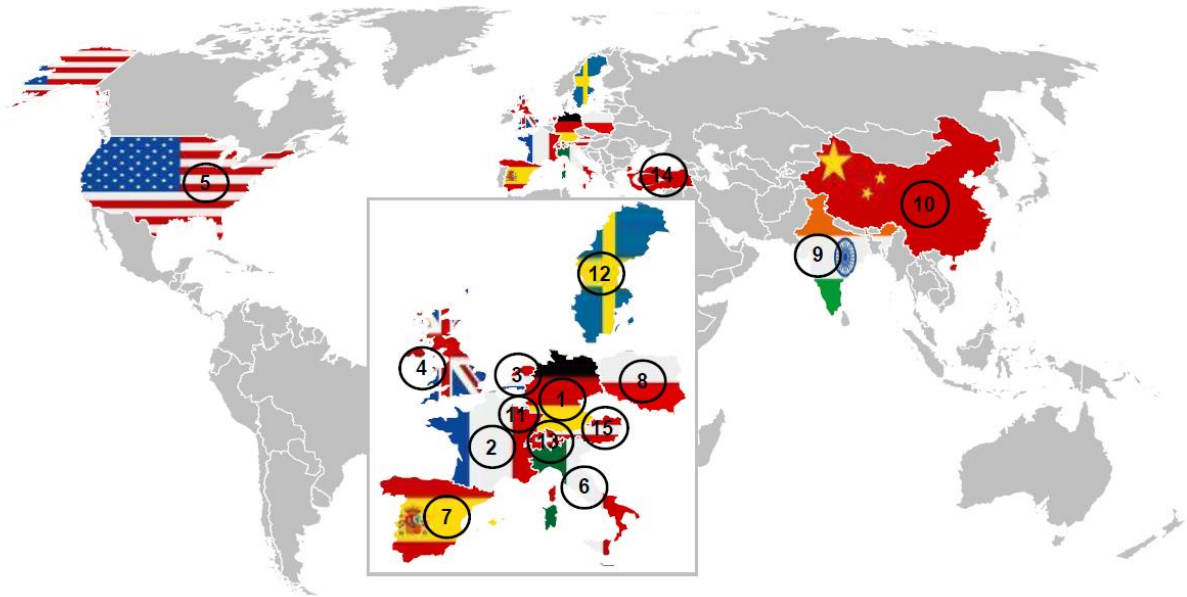

















## The 15 main clients of Belgium in 2018



	<b>Partner</b>	<b>Total (in million USD)</b>	<b>Total (in million EUR)</b>	<b>Share (in %)</b>	<b>Variation (in %)</b>
	1. Germany	80,181.5	70,101.0	17.7	10.0
	2. France	65,235.8	57,034.3	14.4	0.4
	3. Netherlands	55,208.2	48,267.3	12.2	5.3
	4. Utd. Kingdom	35,976.7	31,453.6	8.0	-2.0
	5. United States	23,533.0	20,574.4	5.2	10.7
	6. Italy	23,078.7	20,177.2	5.1	8.0
	7. Spain	12,696.0	11,099.9	2.8	5.8
	8. Poland	9,687.9	8,469.9	2.1	4.1
	9. India	9,058.6	7,919.7	2.0	-0.8
	10. China	7,994.6	6,989.5	1.8	-13.4
	11. Luxembourg	7,432.2	6,497.8	1.6	10.3
	12. Sweden	7,281.2	6,365.8	1.6	-3.9
	13. Switzerland	5,838.3	5,104.3	1.3	-19.4
	14. Turkey	5,672.9	4,959.7	1.3	-6.4
	15. Austria	4,385.5	3,834.1	1.0	-0.7

→ Exchange rate: EUR/USD 1.1438