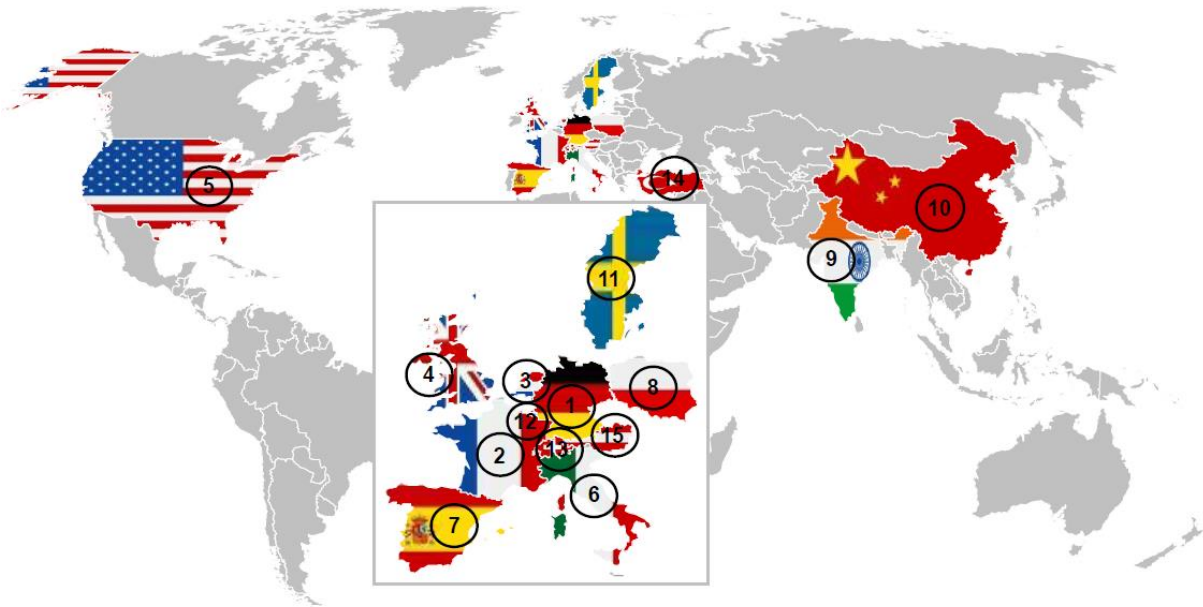

















The 15 main clients of Belgium after the first nine months of 2018



	<u>Partner</u>	<u>Total</u> <u>(in million USD)</u>	<u>Total</u> <u>(in million EUR)</u>	<u>Share</u> <u>(in %)</u>	<u>Variation</u> <u>(in %)</u>
	1. Germany	61,221.9	52,772.9	17.8%	9.7%
	2. France	49,682.1	42,825.7	14.5%	0.6%
	3. Netherlands	41,489.7	35,763.9	12.1%	6.3%
	4. Utd. Kingdom	27,376.4	23,598.3	8.0%	-1.3%
	5. United States	18,149.2	15,644.5	5.3%	11.9%
	6. Italy	17,361.2	14,965.3	5.1%	6.5%
	7. Spain	9,599.5	8,274.7	2.8%	6.5%
	8. Poland	7,418.7	6,394.8	2.2%	5.8%
	9. India	7,028.4	6,058.4	2.0%	-0.2%
	10. China	6,085.1	5,245.3	1.8%	-12.5%
	11. Sweden	5,614.1	4,839.3	1.6%	-1.1%
	12. Luxembourg	5,547.0	4,781.5	1.6%	8.9%
	13. Switzerland	4,607.0	3,971.2	1.3%	-19.8%
	14. Turkey	4,578.0	3,946.2	1.3%	0.6%
	15. Austria	3,381.7	2,915.0	1.0%	1.4%

→ Exchange rate: EUR/USD 1.1601