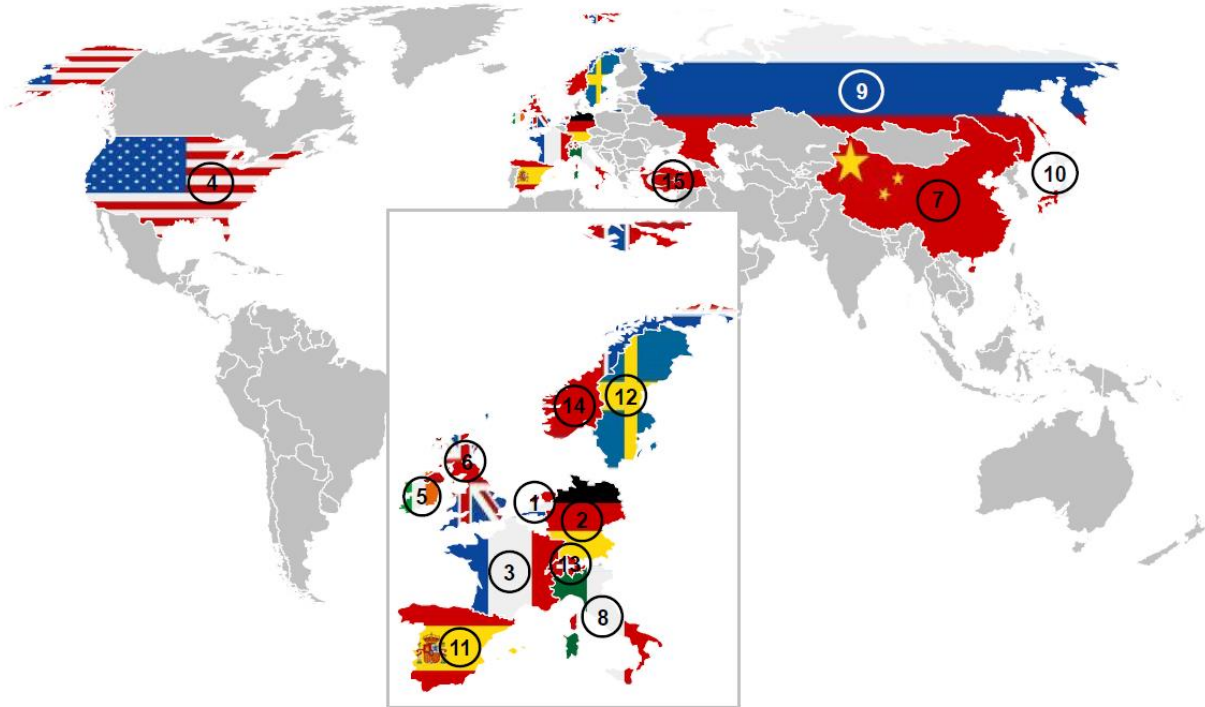















The 15 main suppliers of Belgium after the first six months of 2018



	Partner	Total (in million USD)	Total (in million EUR)	Share (in %)	Variation (in %)
	1. Netherlands	38,249.2	33,038.7	17.4	6.2
	2. Germany	29,302.2	25,310.5	13.4	-1.8
	3. France	20,303.7	17,537.9	9.3	1.1
	4. United States	14,856.3	12,832.5	6.8	-8.2
	5. Ireland	10,659.6	9,207.5	4.9	24.2
	6. Utd. Kingdom	10,307.9	8,903.7	4.7	4.0
	7. China	8,350.4	7,212.9	3.8	-4.7
	8. Italy	7,563.2	6,532.9	3.5	0.4
	9. Russia	6,107.1	5,275.2	2.8	-2.1
	10. Japan	5,273.2	4,554.9	2.4	2.5
	11. Spain	5,140.5	4,440.2	2.3	-1.1
	12. Sweden	4,258.4	3,678.3	1.9	-5.4
	13. Switzerland	3,209.4	2,772.2	1.5	9.6
	14. Norway	2,971.4	2,566.7	1.4	19.4
	15. Turkey	2,904.5	2,508.8	1.3	1.6

→ Exchange rate: EUR/USD 1.1577