





















Belgium's top 20 suppliers

Ranking 2015					
#	PARTNER	USD million	Euro million	Share	Var.
1	 Netherlands	61,932.5	56,626.6	16.7	-16.8
2	 Germany	47,146.7	43,107.6	12.7	-3.9
3	 France	35,453.2	32,415.9	9.6	-5.1
4	 USA	32,118.7	29,367.0	8.7	16.5
5	 Utd. Kingdom	18,748.1	17,141.9	5.1	3.0
6	 Ireland	17,607.3	16,098.9	4.7	25.8
7	 China	16,048.1	14,673.3	4.3	7.6
8	 Italy	14,342.8	13,114.0	3.9	11.4
9	 Russia	9,094.6	8,315.5	2.5	-21.8
10	 Japan	8,410.0	7,689.5	2.3	4.5
11	 Spain	6,946.3	6,351.2	1.9	5.9
12	 Sweden	6,748.1	6,170.0	1.8	-4.7
13	 Singapore	6,058.7	5,539.7	1.6	30.2
14	 Norway	4,832.8	4,418.7	1.3	-7.9
15	 Switzerland	4,764.6	4,356.4	1.3	-0.7
16	 India	4,517.6	4,130.6	1.2	0.9
17	 Poland	4,082.3	3,732.6	1.1	1.0
18	 Turkey	3,806.3	3,480.2	1.0	1.8
19	 Czech Rep.	3,606.2	3,297.2	1.0	1.9
20	 Mexico	3,230.6	2,953.9	0.9	55.0

Exchange rate:
EUR/USD 1.0937