





















Belgium's top 20 customers

Ranking 2015					
#	PARTNER	USD million	Euro million	Share	Var.
1	 Germany	66,259.7	60,583.1	16.9	2.0
2	 France	60,761.5	55,555.9	15.5	-0.6
3	 Netherlands	44,967.4	41,114.9	11.4	-3.2
4	 Utd. Kingdom	34,740.4	31,764.1	8.8	7.7
5	 USA	23,483.0	21,471.2	6.0	12.3
6	 Italy	19,802.1	18,105.6	5.0	16.9
7	 Spain	10,278.8	9,398.2	2.6	6.6
8	 India	8,536.2	7,804.9	2.2	-8.9
9	 Poland	7,423.9	6,787.9	1.9	8.8
10	 China	7,416.2	6,780.8	1.9	-9.6
11	 Sweden	6,224.3	5,691.1	1.6	12.9
12	 Luxembourg	5,929.3	5,421.4	1.5	-2.9
13	 Switzerland	5,246.1	4,796.7	1.3	0.2
14	 Turkey	4,961.0	4,536.0	1.3	-6.0
15	 Austria	3,974.6	3,634.1	1.0	-0.4
16	 UAE	3,834.6	3,506.1	1.0	-2.6
17	 Japan	3,620.1	3,310.0	0.9	8.2
18	 Czech Rep.	3,350.8	3,063.7	0.9	4.6
19	 Russia	3,321.2	3,036.6	0.8	-25.8
20	 Denmark	2,898.7	2,650.4	0.7	4.0

Exchange rate:
EUR/USD 1.0937