















The 15 main clients of Belgium in 2022



	Partner	Total (in million USD)	Total (in million EUR)	Share (in %)	Variation (in %)
1.	 Germany	137,258.9	128,579.8	21.3	48.1
2.	 Netherlands	89,067.8	83,435.9	13.8	46.4
3.	 France	84,619.6	79,268.9	13.1	18.6
4.	 United States	37,800.0	35,409.8	5.9	28.3
5.	 Utd. Kingdom	33,397.1	31,285.3	5.2	19.3
6.	 Italy	28,104.6	26,327.5	4.4	17.9
7.	 Spain	18,239.3	17,086.0	2.8	24.6
8.	 Poland	14,857.3	13,917.8	2.3	16.6
9.	 Japan	11,163.7	10,457.8	1.7	38.6
10.	 Sweden	10,424.9	9,765.7	1.6	23.0
11.	 G.D. of Luxembourg	9,473.1	8,874.1	1.5	27.2
12.	 China	8,294.2	7,769.7	1.3	-2.8
13.	 Nigeria	8,068.5	7,558.3	1.3	167.0
14.	 Turkey	7,680.6	7,194.9	1.2	17.9
15.	 India	7,483.4	7,010.2	1.2	14.1

Exchange rate: EUR/USD 1.0675